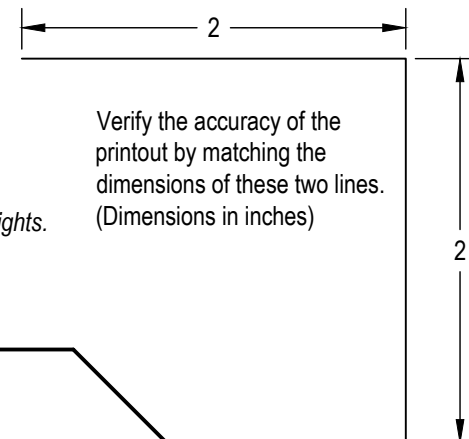




## How to use this template:

1. Print "**Actual size**" (no scaling) with paper size set to Letter Landscape.
2. Glue this page onto a suitable piece of cardboard.
3. Cut along the outline below. *This includes a 0.1" clearance gap required for the brake system to fit under your wheel.*
4. Remove a wheel and lay it face down.
5. Fit the "Wheel Spigot" section into your wheel's center hole.
6. Check that the template cutout clears the wheel surfaces to ensure sufficient clearance for the new brake system. *Take careful note of balancing weights.*



Type : S6L / 370x34mm  
Vehicle : Infiniti G37 / Nissan 370Z - FRONT  
Platform : NIS03F



		<a href="http://www.z1motorsports.com">www.z1motorsports.com</a>
WHEEL FITMENT TEMPLATE		
VEHICLE:	Infiniti G37 / Nissan 370Z - FRONT	
KIT TYPE:	S6L / 370x34mm Stage-2	
PLATFORM:	NIS03F	
It is critical to accurately check wheel clearance with this template before purchasing your Z1 kit.		