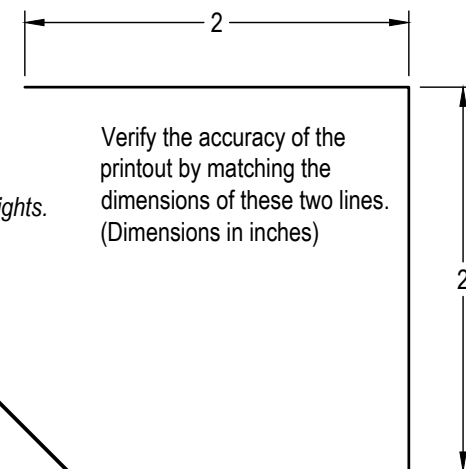




## How to use this template:

1. Print "**Actual size**" (no scaling) with paper size set to Letter Landscape.
2. Glue this page onto a suitable piece of cardboard.
3. Cut along the outline below. *This includes a 0.1" clearance gap required for the brake system to fit under your wheel.*
4. Remove a wheel and lay it face down.
5. Fit the "Wheel Spigot" section into your wheel's center hole.
6. Check that the template cutout clears the wheel surfaces to ensure sufficient clearance for the new brake system. *Take careful note of balancing weights.*



Type : S4R / 370x32mm  
Vehicle : Infiniti G37 / Nissan 370Z - REAR  
Platform : NIS03R



		www.z1motorsports.com
WHEEL FITMENT TEMPLATE		
VEHICLE:	Infiniti G37 / Nissan 370Z - REAR	
KIT TYPE:	S4R / 370x32mm Stage-2	
PLATFORM:	NIS03R	
It is critical to accurately check wheel clearance with this template before purchasing your Z1 kit.		